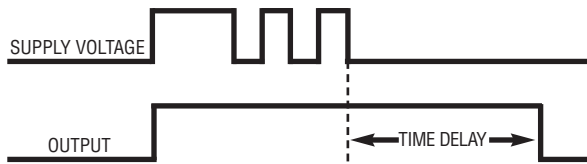


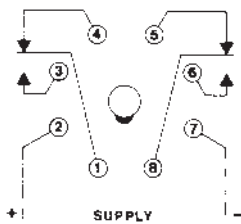
OPERATION

When voltage is applied to the input, the relay energizes. When voltage is removed, the OFF delay begins. Upon completion of the delay period, the relay de-energizes. Reset is accomplished by reapplying voltage to the input terminals.

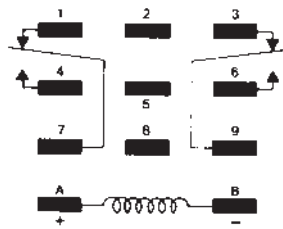
NOTE: If voltage is reapplied during the delay period, the relay remains picked up and the timer resets to zero. VOLTAGE MUST BE APPLIED FOR A MINIMUM OF 0.5 SECONDS TO ASSURE PROPER OPERATION.



WIRING



DPDT Octal Plug-in
RB-08/PF083A



DPDT Blade Plug-in
70-463-1

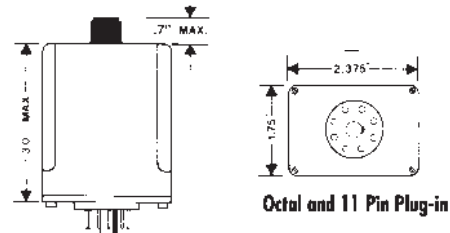


True OFF-Delay Relay Output

SPECIFICATIONS

OUTPUT RATING	DPDT, 10 A 1/6 HP @ 240 VAC; 211 VA @ 120 VAC, inductive	
TIMING TOLERANCES	Minimum Setting	+0-20%
	Maximum Setting	±10%
REPEATABILITY	1%	
RESET TIMES	.5 seconds	
SUPPLY VOLTAGE	24 or 110/120 or 208/240 VAC, 50/60 Hz, or VDC; and 48 VDC; ±10%	
FALSE TRANSFER	No	
REVERSE POLARITY PROTECTED	Yes	
POWER CONSUMPTION	3 watts (approximately)	
TEMPERATURE RATING	Operate	32° to 131°F (0° to +55°C)
	Storage	-49° to 185°F (-45° to +85°C)
LIFE EXPECTANCY	Mechanical	10 million operations (minimum)
	Electrical	100,000 operations @ rated load
WEIGHT	4.5 oz. (approximately)	

DIMENSIONS (INCHES)



Octal and 11 Pin Plug-in

MODEL NUMBER >>>>>>	TDT			
Supply Voltage				
24 VAC or DC	24			
48 Volts DC	48			
110/120 VAC or DC	120			
208/240 VAC or DC	240			
Type of Voltage				
AC and DC operation	A			
DC operation only (D Designation used for 48V model only)	D			
Type of Operation				
Knob Adjustable	K			
Lock Nut Adjustable	L			
Fixed	F			
Enclosure Style				
8-pin octal plug-in	A			
Blade plug-in	B			
Delay Period				
010 = .1 to 10 SEC	010			
030 = .3 to 30 SEC	030			
060 = .6 to 60 SEC	060			
100 = 1 to 100 SEC	100			
200 = 2 to 200 SEC	200			
300 = 3 to 300 SEC	300			

Example:
TDT-120-ALA-300—True delay on release, 110/120 Volts AC or DC, lock nut adjustable from 3 to 300 seconds, 8-pin octal plug-in.